

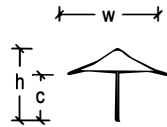
Step 1 Step 2

Choose
Canopy Shape

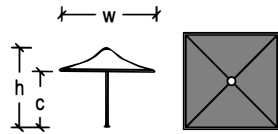
Choose
Structure Size

Modular Umbrella Range - Model Selector

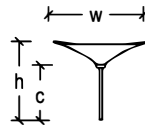
Centre Support - Conical
Contour Edge (Cable Edge)



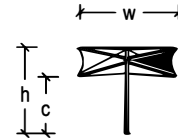
Centre Support - Conical
Linear Edge (Beam Edge)



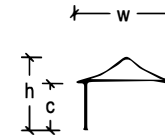
Inverted Conical



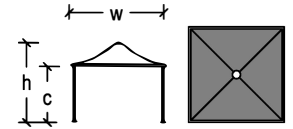
Hyper Membrane



Corner Support - Conical
Contour Edge (Cable Edge)



Corner Support - Conical
Linear Edge (Beam Edge)



Nominal Canopy Size	Type & Model Number	Canopy Width (w)mm	Overall Height (h)mm	Under-canopy (c)mm	Type & Model Number	Canopy Width (w)mm	Overall Height (h)mm	Under-canopy (c)mm	Type & Model Number	Canopy Width (w)mm	Overall Height (h)mm	Under-canopy (c)mm	Type & Model Number	Canopy Width (w)mm	Overall Height (h)mm	Under-canopy (c)mm	Type & Model Number	Canopy Width (w)mm	Overall Height (h)mm	Under-canopy (c)mm	Type & Model Number	Canopy Width (w)mm	Overall Height (h)mm	Under-canopy (c)mm
3x3m	SUA-MS30	3100	3330	2400	SUA-MS30L	3180	3180	2400									SUA-PS30	3130	3330	2400				
4x4m	SUA-MS40	4160	3515	2400	SUA-MS40L	4180	3515	2400					SUA-QS40	4130	3640	2400	SUA-PS40	4160	3515	2400	SUA-PS40L	4180	3515	2400
5x5m	SUA-MS50	5150	3770	2400	SUA-MS50L	5180	3770	2400	SUA-ST50	4450	2900	2900	SUA-QS50	5160	3900	2400	SUA-PS50	5160	3770	2400	SUA-PS50L	5180	3770	2400
6x6m	SUA-MS60	6160	4400	2700	SUA-MS60L	6200	4400	2700	SUA-ST60	4450	2900	2900	SUA-QS60	6200	4560	2700	SUA-PS60	6180	4400	2700	SUA-PS60L	6200	4400	2700
7x7m	SUA-MS70	7200	4600	2700	SUA-MS70L	7250	4600	2700	SUA-ST70	4640	2900	2900	SUA-QS70	7230	4810	2700	SUA-PS70	7180	4600	2700	SUA-PS70 L	7250	4600	2700
8x8m	SUA-MS80	8200	4860	2700	SUA-MS80L	8250	4700	2700	SUA-ST80	4910	2900	2900	SUA-QS80	8230	5150	2700	SUA-PS80	8230	4860	2700				
9x9m	SUA-MS90	9280	5410	3000					SUA-ST90	5480	3200	3200	SUA-QS90	9280	5720	3000	SUA-PS90	9280	5410	3000				
10x10m	SUA-MS100	10280	5675	3000					SUA-ST100	5740	3200	3200	SUA-QS100	10370	6020	3000	SUA-PS100	10280	5675	3000				
12x12m	SUA-MS120	12370	6160	3000					SUA-ST120	6220	3200	3200	SUA-QS120	12370	6650	3000	SUA-PS120	12370	6160	3000				

Fabric Type Options (all models) PVC (Solid) Colour white or champagne

Steel Specification (all models) Grade 350 steel designed to AS4100

Steel Finish Options (all models) Two-pack paint (standard) / Triplex powder-coat (Australia only) / Hot dipped Galvanised / Marine Grade 316 stainless steel

Wind-rating (all models) 120kph as standard. W33 according to AS1170.2

Modular Umbrella Range
Model Selector

street
umbrellas
Australia